

State of the State Survey Winter 2016

Charles L. Ballard

Professor, Department of Economics

Director, State of the State Survey

Institute for Public Policy and Social Research

ballard@msu.edu

517.353.2961

State of the State Survey Winter 2016

**Confidence in the Economy Stays
Relatively Strong.**

About SOSS Wave 72

995 Interviews Completed

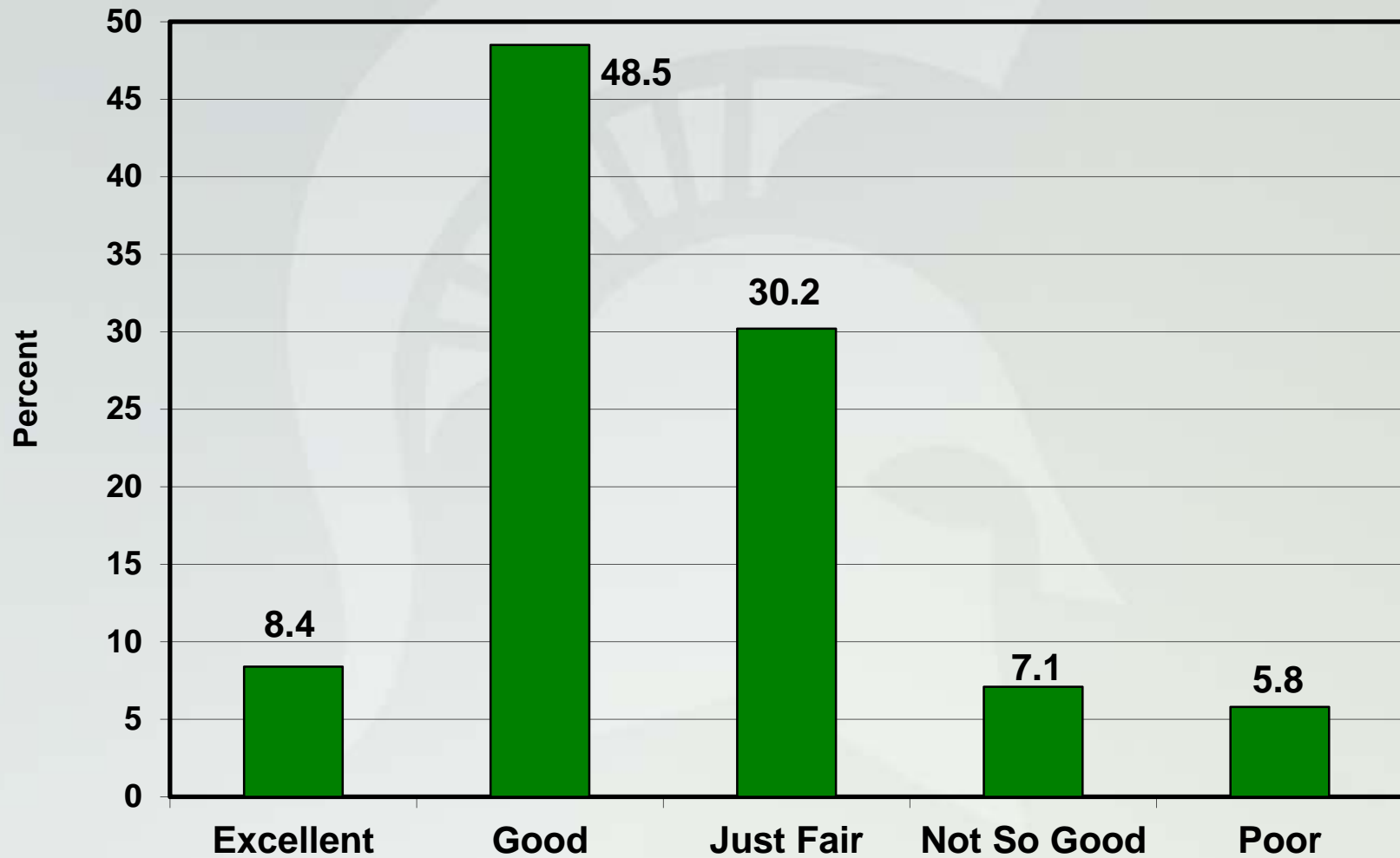
Jan. 25, 2016 – March 26, 2016

Margin of Error: $\pm 3.11\%$

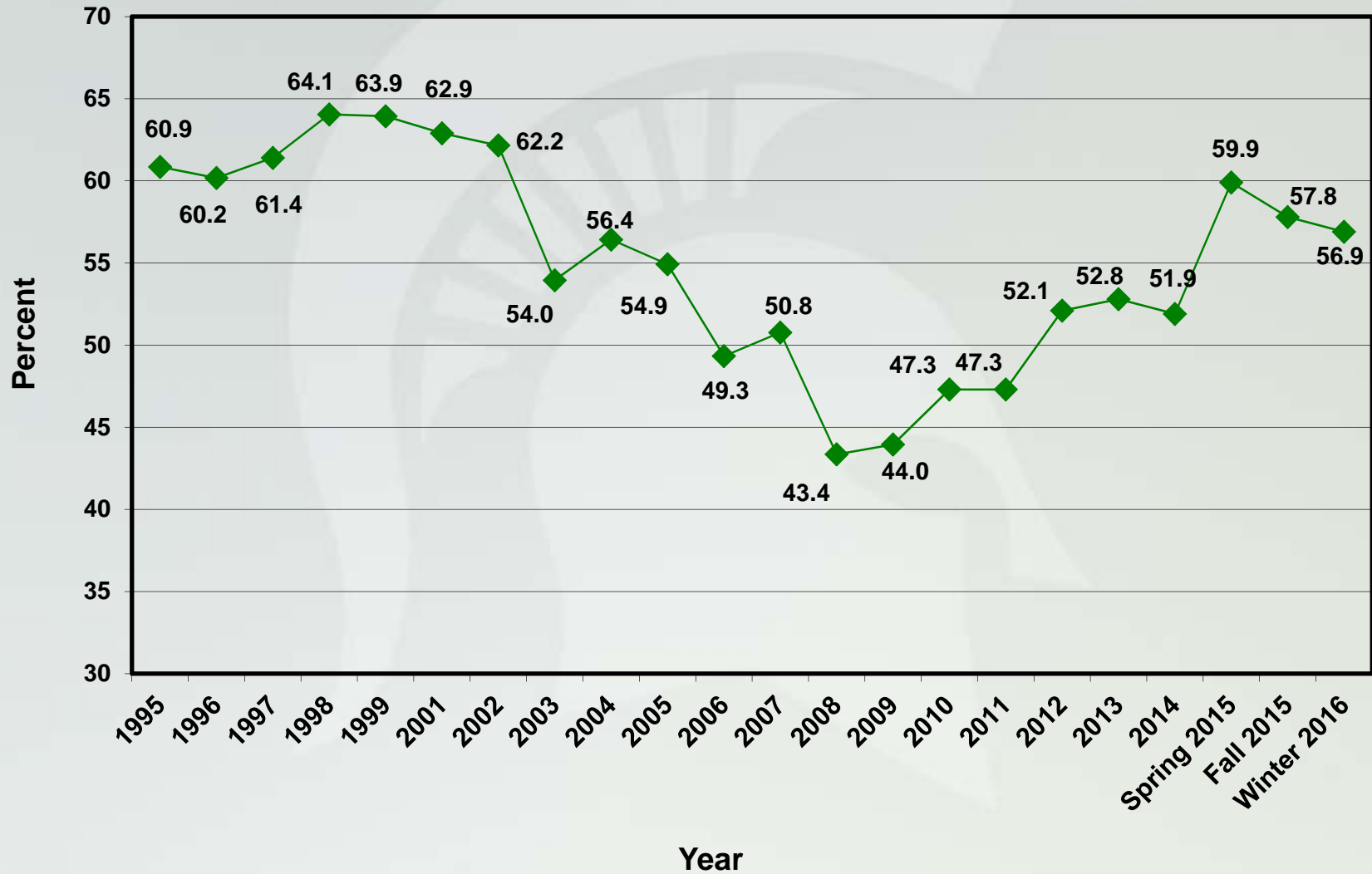
Assessments of the current financial situation were very similar to the ratings in the previous round.

The percentage saying “excellent” or “good” decreased very slightly, but so did the percentage saying “not so good” or “poor.”

Michigan Residents' Assessments of Their Current Financial Situation, Winter 2016



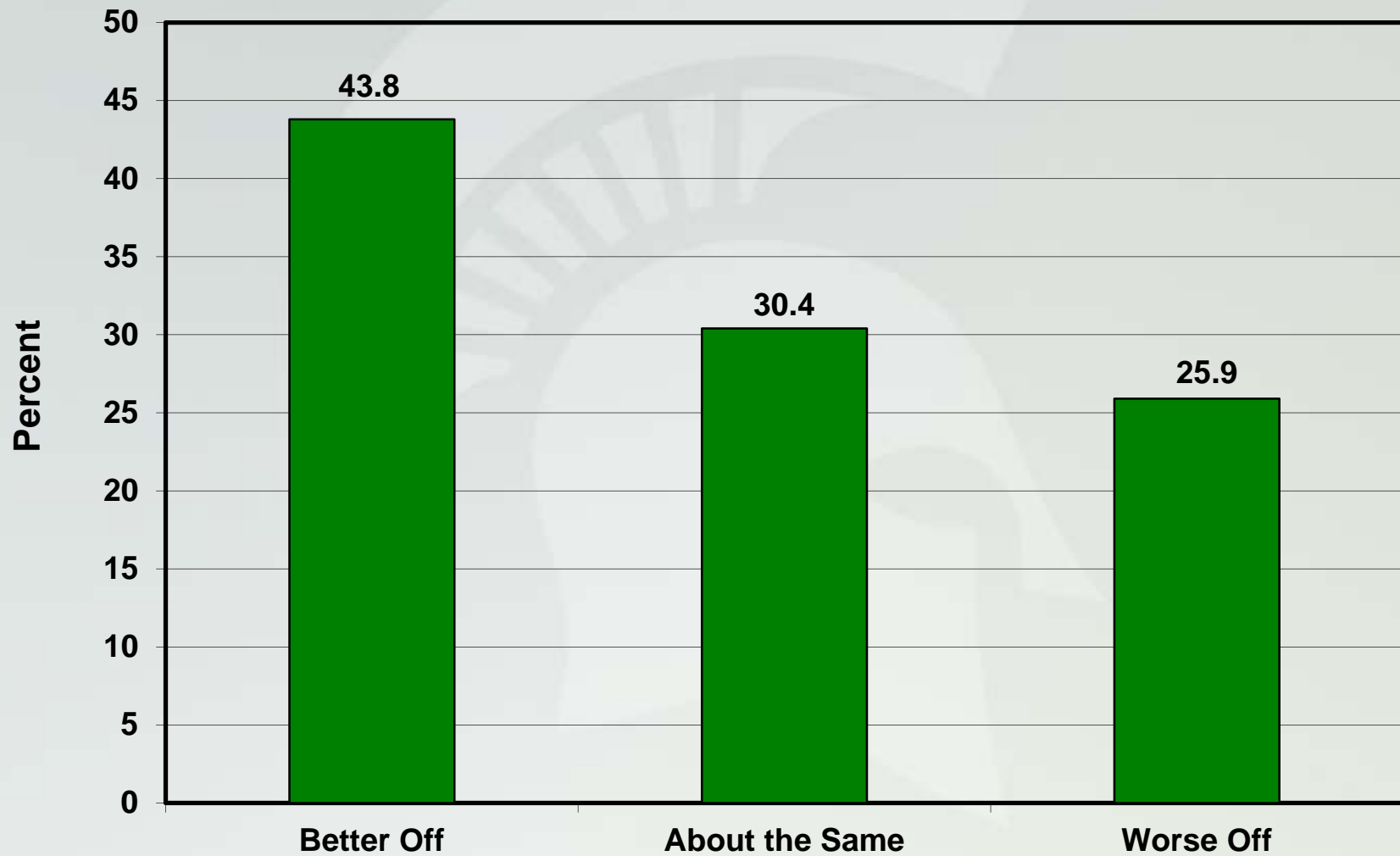
Percent of Michigan Residents Who Rate Their Current Financial Situation as "Excellent" or "Good," 1995-2016



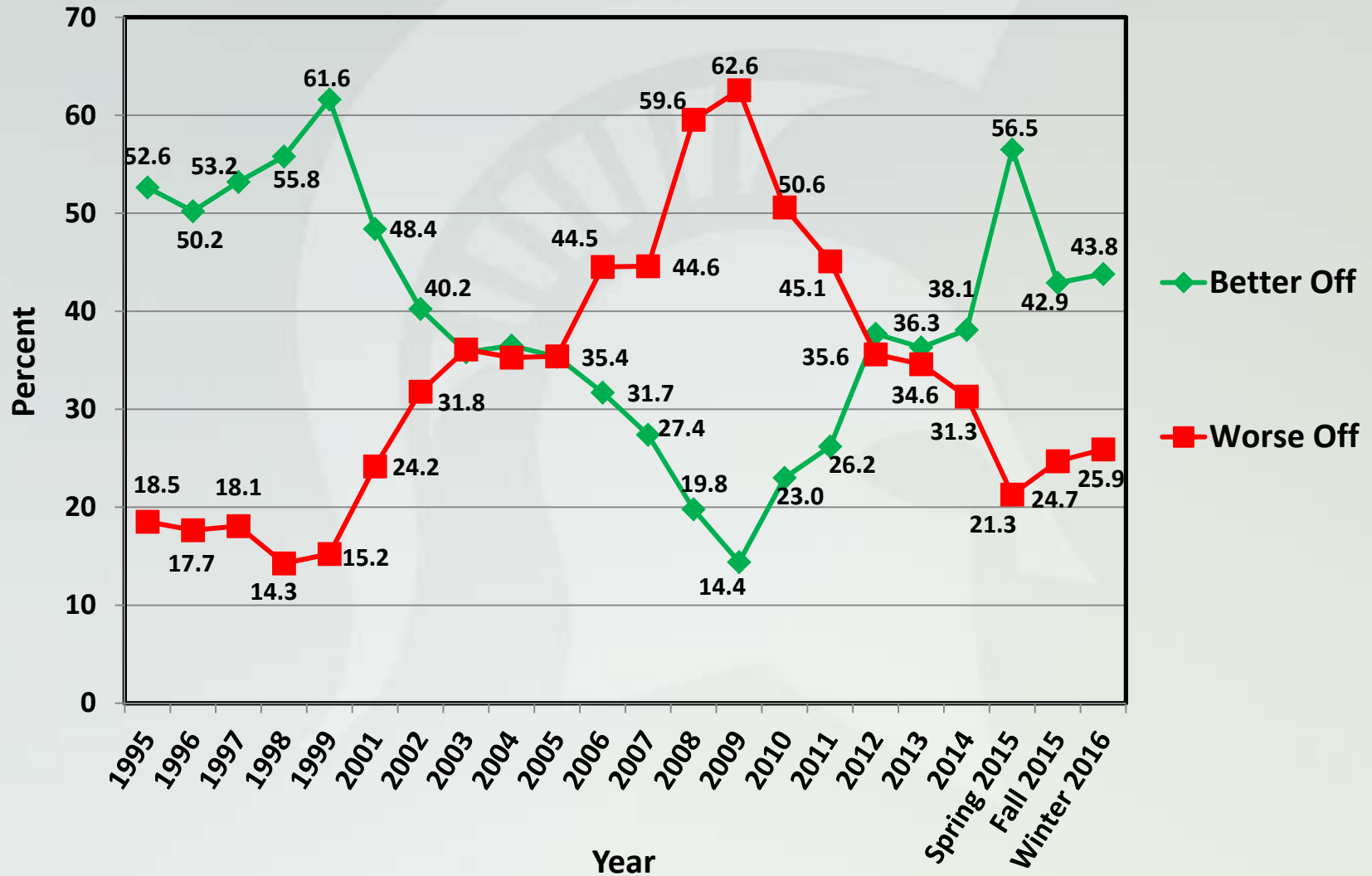
When asked whether they are *better off than one year ago*, Michigan residents gave ratings very similar to the previous round.

The percentage saying “better off” and the percentage saying “worse off” both increased very slightly.

Michigan Residents' Beliefs about Whether They Are Better Off than One Year Ago, Winter 2016

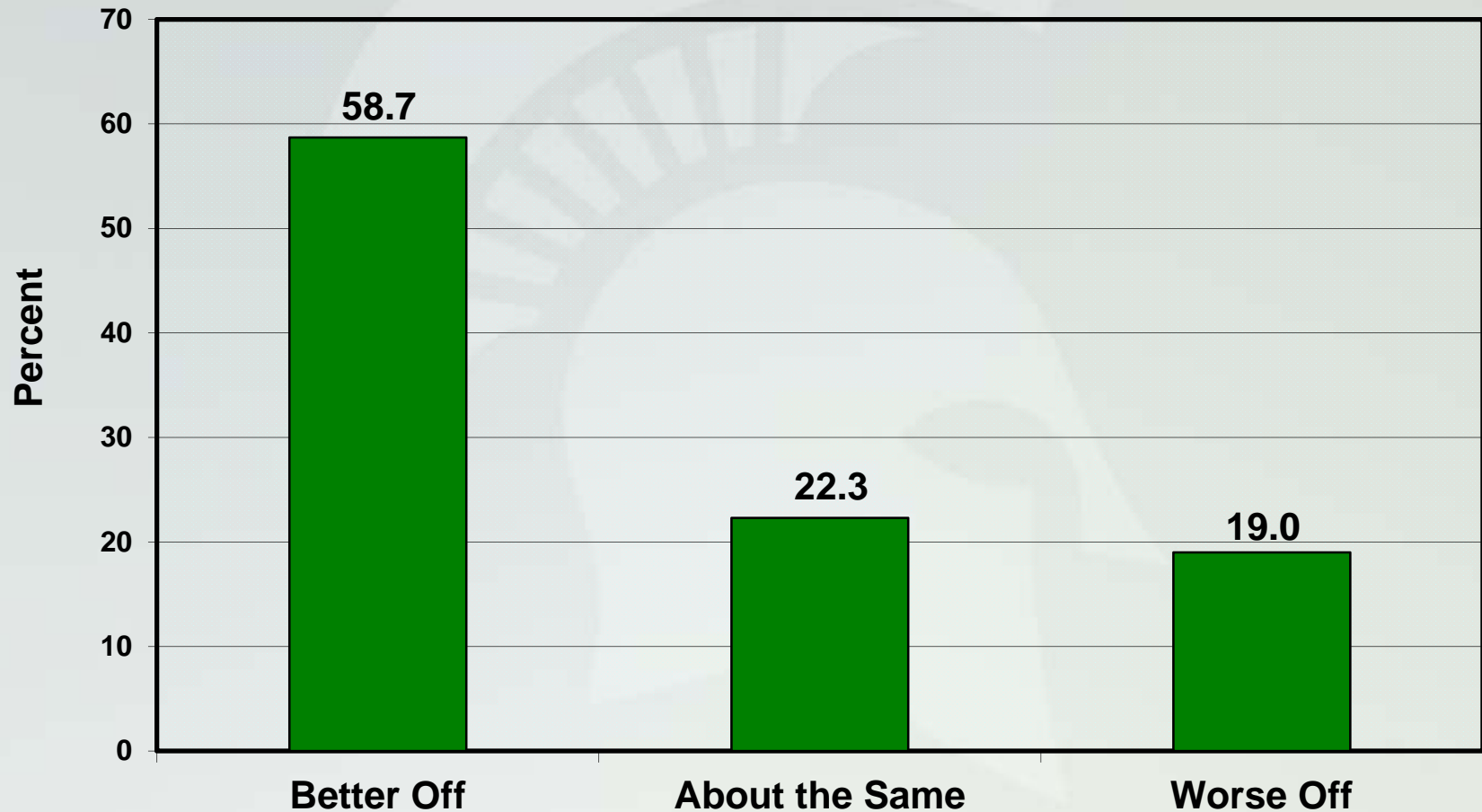


Michigan Residents' Beliefs about Whether They are Better Off or Worse Off than One Year Ago, 1995-2016

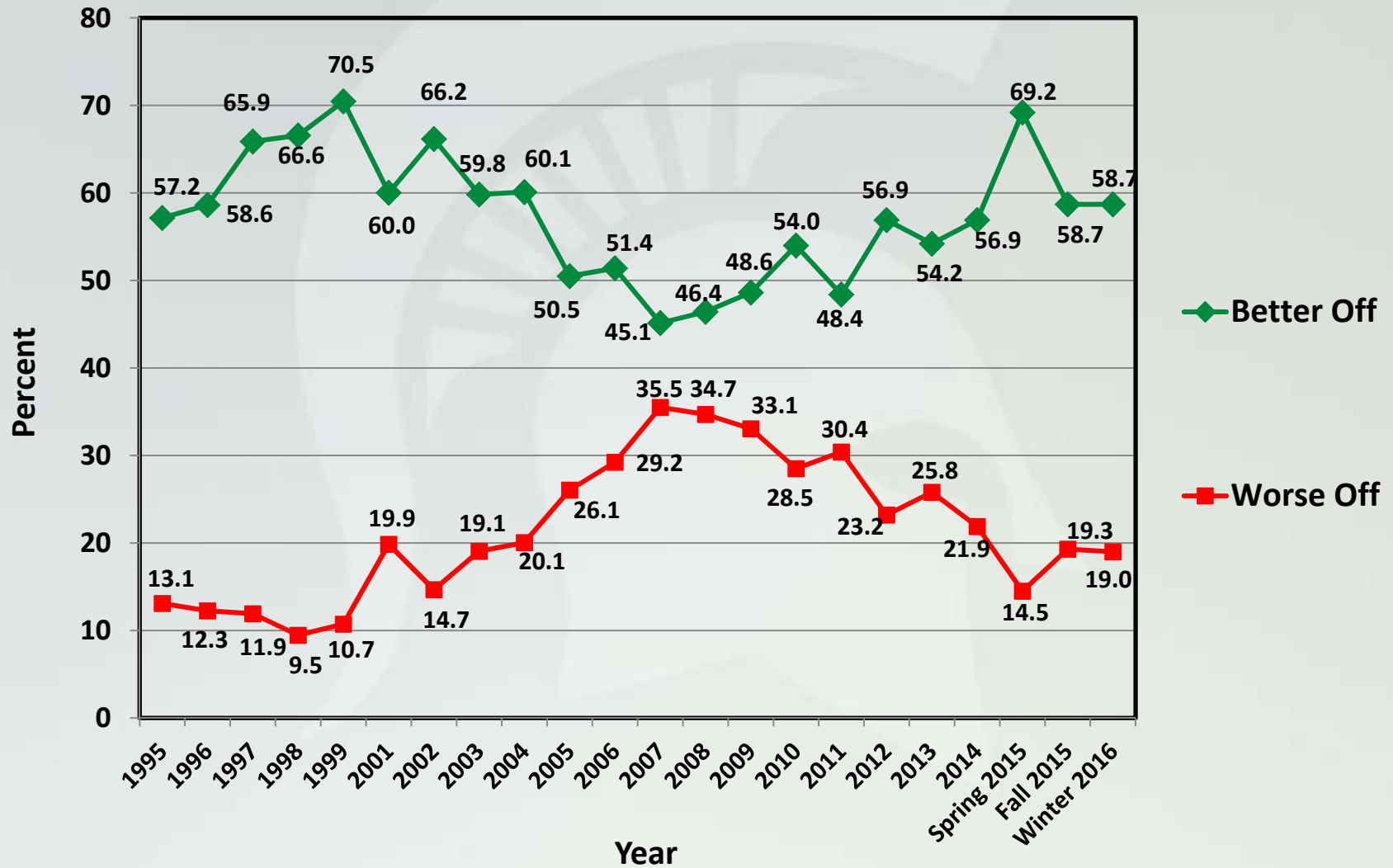


Michigan residents' assessment of whether they will be *better off one year from now* were nearly identical to those of the previous survey.

Michigan Residents' Beliefs about Whether They Will Be Better Off One Year from Now, Winter 2016



Michigan Residents' Beliefs about Whether They Will Be Better Off One Year from Now, 1995-2016



For all three of these measures of consumer confidence,

- **Ratings are very little changed from the previous survey, with very small improvements and very small declines.**
- **All of the ratings are much better than in 2006-2011, but still lower than in 1999.**

Reports of current financial situation, for different groups of Michigan residents:

	<u>“Excellent” or “Good”</u>	<u>“Not So Good” or “Poor”</u>
State of Michigan	56.9%	12.8%
Men	60.6	10.4
Women	53.4	15.2
White	61.9	10.7
Black	27.5	19.0

Reports of current financial situation, for different groups of Michigan residents:

	“Excellent” or “Good”	“Not So Good” or “Poor”
State of Michigan	56.9%	12.8%
Republican	71.8	6.6
Independent	61.0	8.3
Democrat	46.7	20.6
Income Above \$100K	87.9	0.4
Income \$50K - \$100K	65.2	5.0
Income \$20K - \$50K	43.0	18.8
Income Below \$20K	16.0	42.0

Reports of current financial situation, for different groups of Michigan residents:

	“Excellent” or “Good”	“Not So Good” or “Poor”
State of Michigan	56.9%	12.8%
Aged 65 and Over	64.4	9.0
Aged 30-64	60.5	14.3
Aged 18-29	41.5	9.3
City of Detroit	45.6	22.6
Wayne, Oakland		
Macomb	55.4	14.6
Grand Rapids Area	59.2	15.6

How to Learn More about SOSS:

<http://ippsr.msu.edu/SOSS/>

Charles Ballard: **ballard@msu.edu**
517.353.2961

Matt Grossmann: **grossm63@msu.edu**
517.884.8640

Cynthia Kyle: **kylec@msu.edu**
517.353.1731

Graham Pierce: **gpierce@msu.edu**
517.884.0364



THANK YOU!

MICHIGAN STATE
UNIVERSITY

Institute for Public Policy
and Social Research
State of the State Survey